

# USER MANUAL



Thank you for choosing Better Bathrooms.  
Please read this manual before installing your product  
and keep for future reference.

**better**   
**bathrooms**

## Step for Deep Baths 715 x 510mm - Niki NIKSTEP



CENTRAL IMAGE HERE FOR REFERENCE ONLY

- **Single-person assembly**
- **Tools required**
- **We always recommend using professional tradespeople to install your product**

V1\_11.07.25

# Congratulations on your purchase

*And welcome to our growing gang of savvy shoppers*

We're on a mission to bring you extraordinary bathroom products, for less. From modern to traditional style ceramics, plus the gorgeous fixtures, fittings and furniture to match. So, you can fall in love with your space every single day.

As one of the UK's largest independent bathroom stores, we've received countless awards; including the National Business Awards UK, the Digital Entrepreneur Awards and being placed on The Sunday Times Fast Track 100.

We hope your new product goes above and beyond your expectations. However, should any problems occur, please:

- log in to your account and contact our customer services team via your self-serve portal – [betterbathrooms.com/CustomerAccount/Login](https://betterbathrooms.com/CustomerAccount/Login)
- contact us via [betterbathrooms.com/content/contact-us](https://betterbathrooms.com/content/contact-us)

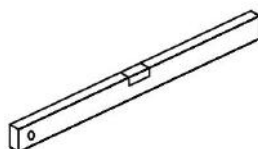
## Important information (Warnings!)

- Please read these instructions thoroughly and retain for future reference.
- Upon delivery before first use, it is recommended to test the step (dry) to check for damage or loose components.
- The support feet inside the bath step serve to support the weight, so they must be adjusted properly before use to stand approximately 1-3 mm higher.
- Do not use the step if any damage has occurred and regular checks must be carried out.
- Maximum loading 150kg.
- Not to be used by children or people who are less able, without supervision.
- Always dry the floor and step before and after use.
- Always check below the step before use to ensure nothing has become trapped which could cause slipping.
- Only use the step on a level surface.
- Care must be taken when stepping from the bath with wet feet.
- Indoor use only.
- Please refer to the product label (underside) to details.
- Complies with BS EN14183 standard.

## Tools required (Tools not provided)



Wrench



Spirit Level



Silicone Gun

**Warning: Please use a soft cloth to protect the tool or cover the surface to prevent any scratches.**

## Installation Steps

1. **Pre-Use Inspection.** Before first use, perform a dry test of the step to check for any damage or loose components.

2. **Adjustable Support Feet.** The step comes with four pre-installed adjustable support feet. If lost, please contact us for replacements.

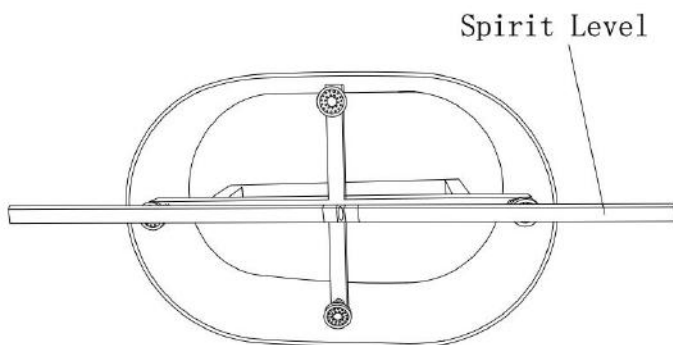
### 3. Leveling the Step.

- Place the step upside down on a flat, level surface.
- Adjust the four leveling feet using a level to ensure perfect horizontality, with the feet protruding 1–3 mm above the base.
- Securely tighten all screws. (Refer to Figure 1)

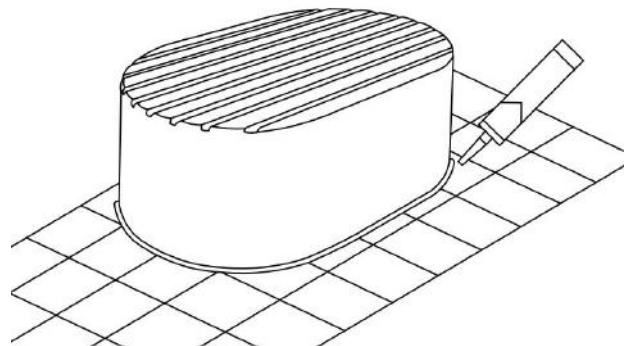
### 4. Securing with Adhesive (Optional)

For added stability, apply silicone along the bottom edge as shown. Allow 24 hours for full curing before use. (Refer to Figure 2)

**(Note: Ensure all adjustments are secure before proceeding to silicone application.)**



**Figure 1**

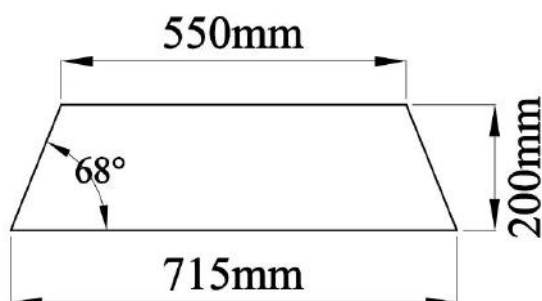


**Figure 2**

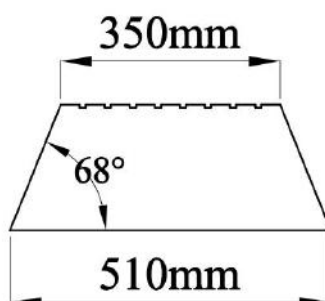
# Dimension Drawing

Unit: mm

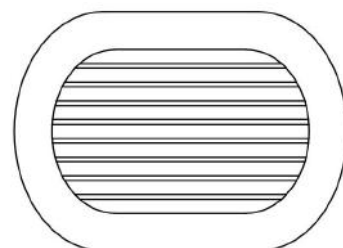
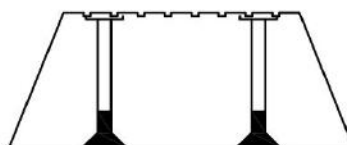
Tolerance:  $\pm 10\text{mm}$



SECTION A-A



SECTION B-B



## Maintenance & Cleaning

1. After each use, wipe with a soft cloth and mild soapy water.
2. Dry immediately with a clean towel.
3. Do Not Use Harsh chemicals (bleach, ammonia); Abrasive cleaners or scrub pads; Solvents (acetone, nail polish remover)
4. For tough stains, use acrylic cleaner only.
5. Avoid extreme heat and sharp objects to prevent damage.

**Improper cleaning may cause hazing or surface scratches.**

### For more information

- visit [betterbathrooms.com](http://betterbathrooms.com)
- email [customerservices@buyitdirect.co.uk](mailto:customerservices@buyitdirect.co.uk)
- call 0330 390 3062
- write to Trident Business Park, Neptune Way, Huddersfield, HD2 1UA

**better  
bathrooms**

Part of the BuyItDirect Group